

# Continent-Ocean Interaction: Role of Weathering

Guy Munhoven

Institute of Astrophysics and Geophysics (Build. B5c)  
Room 0/13

eMail: [Guy.Munhoven@ulg.ac.be](mailto:Guy.Munhoven@ulg.ac.be)

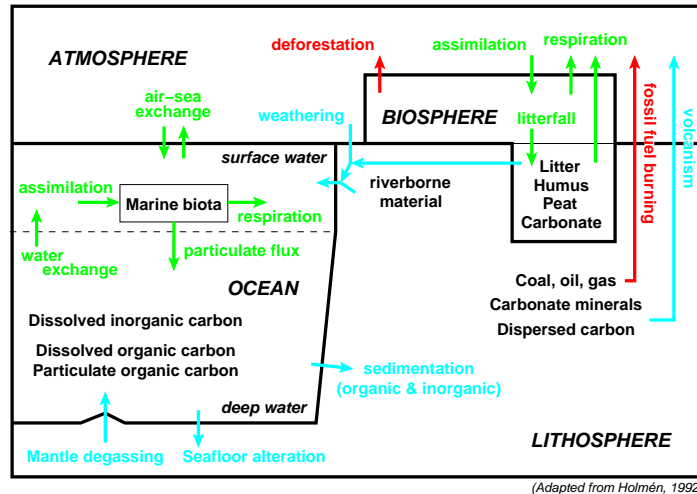
Phone: 04-3669771

17th April 2024

## Organisation of the Lecture

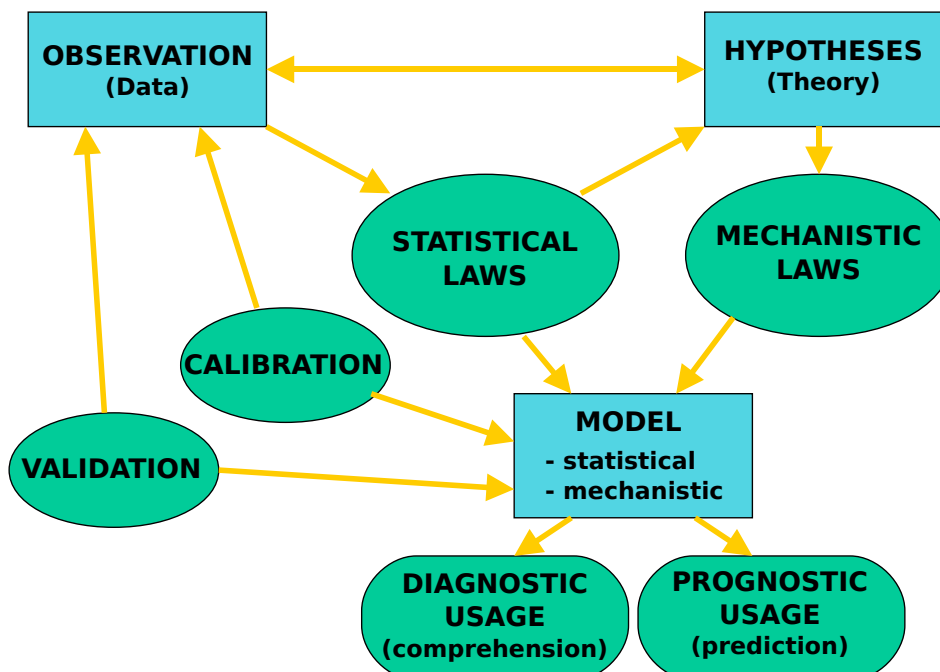
- ① Carbon cycle
  - processes
  - time scales
  - modelling: why?
- ② Model development: general principles
- ③ Illustration: simple carbon cycle model
- ④ Conclusions and outlook

# Carbon Cycle: Processes and Time Scales



- Natural Processes with *long* time scales
- Natural Processes with *short* time scales
- Human Perturbations

## Modelling



- Four stages
  - ① Problem Identification
  - ② Model Formulation
  - ③ Model Solution
  - ④ Interpretation of the results
- Equal importance for each stage
- Not a uni-directional procedure

(following Boudreau, 1997)

## Development of a Model

- Formulation
  - processes to include / exclude
  - mathematical representation of the processes
  - approximations adopted
  - hypotheses made
- Solution
  - depends on the situation
- Interpretation
  - secondary results: consequences
  - model to be refined or to simplified

(following Boudreau, 1997)

## Question

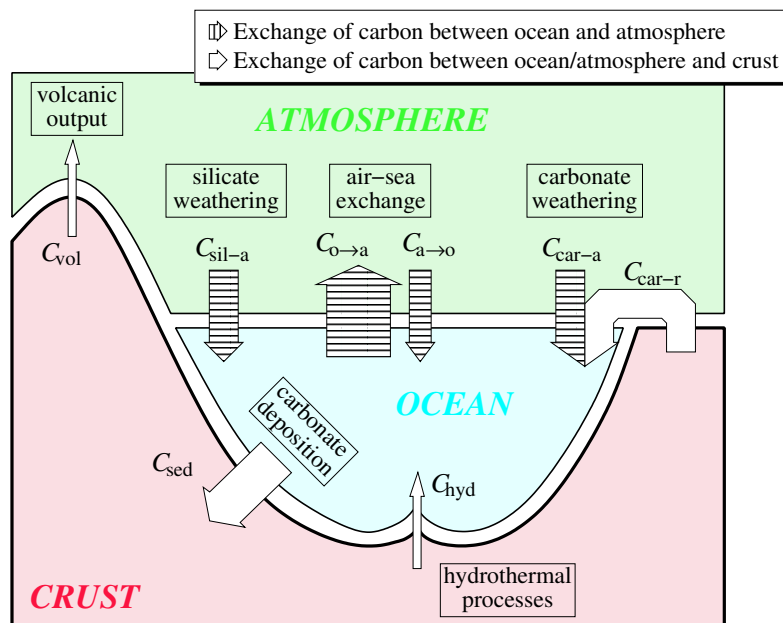
How much CO<sub>2</sub> is released by volcanic and hydrothermal activity (metamorphic fluxes included)?

How does this compare to the amount of CO<sub>2</sub> released by human activity?

## Model Formulation: Hypotheses and Simplifications

- Time Scale: 1,000 – 10,000 years and more
  - little variability of volcanic and hydrothermal fluxes
  - biosphere at steady state : fluxes have no influence
  - burial of organic matter counter-balanced by kerogen carbon weathering: fluxes cancel out
  - sea-floor weathering poorly known and small: neglected
- Steady state

# Carbon Cycle Model: Processes Considered

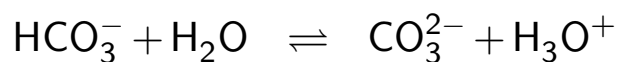
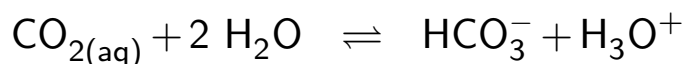


Guy Munhoven

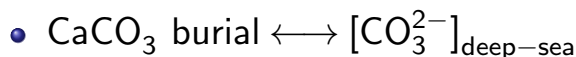
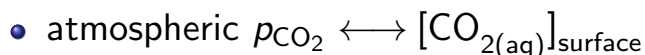
Continent-Ocean Interaction: Role of Weathering

## Carbonate Chemistry in Seawater

- Carbonate system equilibria



- Special roles played by particular species



- Speciation calculated from combinations

- Dissolved Inorganic Carbon

$$C_T = [\text{CO}_{2(\text{aq})}] + [\text{HCO}_3^-] + [\text{CO}_3^{2-}]$$

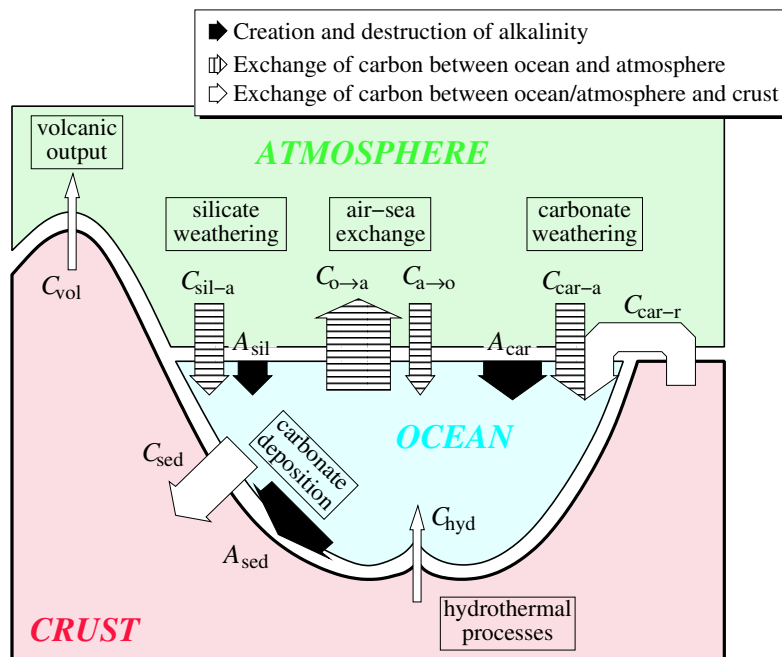
- Total Alkalinity

$$A_T \simeq [\text{HCO}_3^-] + 2[\text{CO}_3^{2-}] + [\text{B}(\text{OH})_4^-] + [\text{OH}^-] - [\text{H}_3\text{O}^+]$$

Guy Munhoven

Continent-Ocean Interaction: Role of Weathering

# Carbon Cycle Model: Fluxes Considered



# Carbon Cycle Model: Conservation Equations

- $C_{atm}$  : total amount of C in the atmosphere
- $C_{oce}$  : total amount of C in the ocean
- $C_{atm} + C_{oce} = C$
- $A$  : total amount of alkalinity in the ocean

$$\frac{dC_{atm}}{dt} = C_{vol} - C_{sil-a} - C_{car-a} + C_{o \rightarrow a} - C_{a \rightarrow o}$$

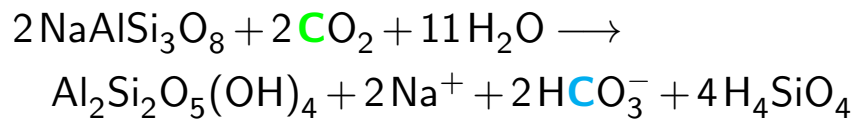
$$\frac{dC_{oce}}{dt} = C_{hyd} + C_{sil-a} + C_{car-a} + C_{car-r} - C_{o \rightarrow a} + C_{a \rightarrow o} - C_{sed}$$

$$\frac{dC_{atm}}{dt} + \frac{dC_{oce}}{dt} = \frac{dC}{dt} = C_{hyd} + C_{vol} + C_{car-r} - C_{sed}$$

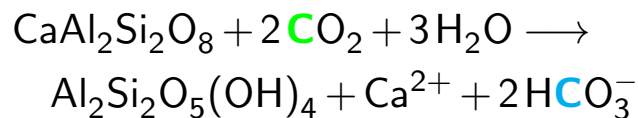
$$\frac{dA}{dt} = A_{sil} + A_{car} - A_{sed}$$

## Typical Weathering Reactions for Silicate Minerals

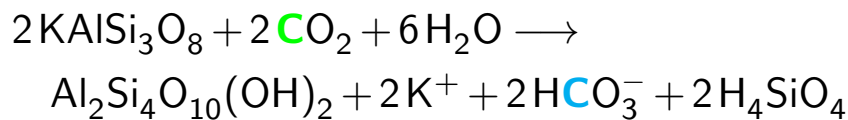
- Dissolution of albite with precipitation of kaolinite



- Dissolution of anorthite with precipitation of kaolinite

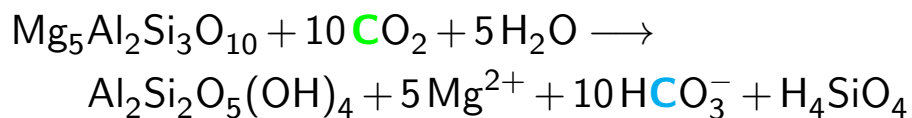


- Dissolution of microcline with precipitation of pyrophyllite

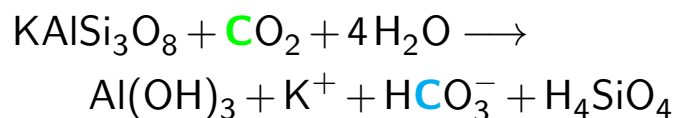


## Typical Weathering Reactions for Silicate Minerals

- Dissolution of chlorite with precipitation of kaolinite

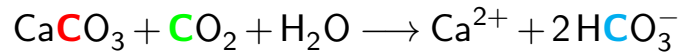


- Dissolution of microcline with precipitation of gibbsite

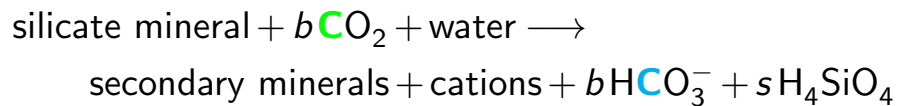


# Sources and Sinks of DIC and TA in the Ocean

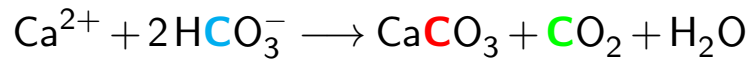
- Sources : continental weathering
  - carbonate rocks: *congruent* dissolution



- silicate rocks: *incongruent* dissolution



- Sinks : burial of biogenic carbonates



## Cycles to the Carbon Cycle: Ca, K, Mg, Na, Si

Residence times of coupled cycles' elements in the oceans

Element	$\tau_{oc}$ ( $10^6$ yr)	Note
Ca	1	
Mg	13	
K	12	
Na	83	
Si	0.02	
DIC	0.07	<i>org. and inorg. sinks</i>
	0.10	<i>inorg. sinks only</i>
Alk	0.05	

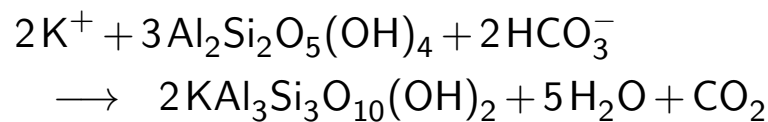


# Carbon Cycle – Silicate Cycle Coupling

Geochemical carbonate and silicate cycles

Simplification: neglect K and Na contributions

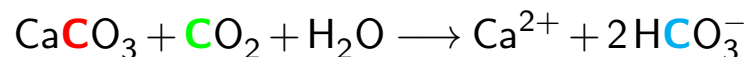
- No significant K- or Na-carbonate depositions
- Only 5% of the total riverine  $\text{HCO}_3^-$  flux provided by Na- and K-silicate dissolution (Berner, 2004, based upon Berner and Berner, 1996)  
According to Gaillardet et al. (1999), this fraction is 19%, to be compared with 21% from Ca- and Mg-silicates
- This oceanic  $\text{HCO}_3^-$  source is counterbalanced by the  $\text{HCO}_3^-$  sink represented by authigenic Na- and K-mineral precipitation in marine sediments (*reverse weathering*, very slow process):



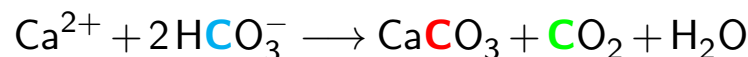
# Carbon Cycle – Silicate Cycle Coupling

Geochemical carbonate and silicate cycles

- Weathering of Ca- (or Mg-) carbonate



- Precipitation and sediment burial of carbonates



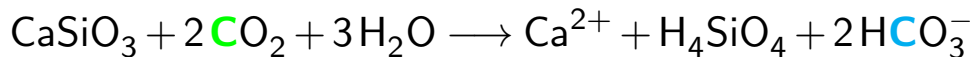
- Net balance:

—

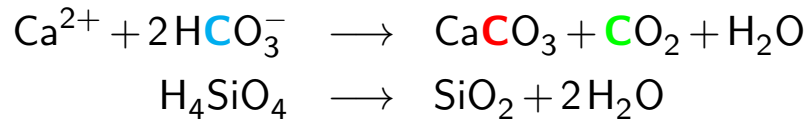
# Carbon Cycle – Silicate Cycle Coupling

Geochemical carbonate and silicate cycles

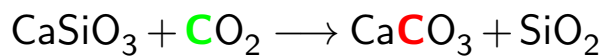
- Weathering of Ca- (or Mg-) silicate



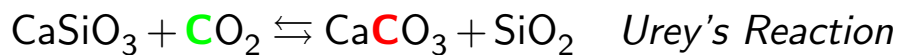
- Precipitation and sediment burial of carbonate and opal



- Net balance



- Combined with reverse reaction (metamorphism)



## Global Balance of the Ocean-Atmosphere System

- Relationships between carbon and alkalinity fluxes

$$\begin{aligned}C_{\text{car-r}} &= C_{\text{car-a}} \\ A_{\text{sil}} &= C_{\text{sil-a}} \\ A_{\text{car}} &= C_{\text{car-a}} + C_{\text{car-r}} = 2C_{\text{car-r}} \\ A_{\text{sed}} &= 2C_{\text{sed}}\end{aligned}$$

- Upon introduction into the **C** et **A** balance equations:

$$\begin{aligned}\frac{d\mathbf{C}}{dt} &= C_{\text{hyd}} + C_{\text{vol}} + C_{\text{car-r}} - C_{\text{sed}} \\ \frac{d\mathbf{A}}{dt} &= A_{\text{sil}} + A_{\text{car}} - A_{\text{sed}}\end{aligned}$$

$$\begin{aligned}\frac{d\mathbf{C}}{dt} &= C_{\text{hyd}} + C_{\text{vol}} + C_{\text{car-r}} - C_{\text{sed}} \\ \frac{d\mathbf{A}}{dt} &= C_{\text{sil-a}} + 2 C_{\text{car-r}} - 2 C_{\text{sed}}\end{aligned}$$

## Carbon Cycle Model: Resolution

- Steady state conditions:  $\Delta t > 10^6$  yr

$$\frac{d\mathbf{C}}{dt} = 0 \quad \text{et} \quad \frac{d\mathbf{A}}{dt} = 0$$

- Accordingly, the balance equations for **C** et **A** become

$$C_{\text{hyd}} + C_{\text{vol}} + C_{\text{car-r}} - C_{\text{sed}} = 0 \quad (1)$$

$$C_{\text{sil-a}} + 2 C_{\text{car-r}} - 2 C_{\text{sed}} = 0 \quad (2)$$

- Finally, equation (1)  $-\frac{1}{2} \times$  equation (2) yields

$$C_{\text{hyd}} + C_{\text{vol}} = \frac{1}{2} C_{\text{sil-a}}$$

# Carbon Cycle Model: Resolution

- Initial problem reduced to:  $C_{\text{sil-a}} = ?$

$$C_{\text{riv}} = \underbrace{C_{\text{sil-a}} + C_{\text{car-a}}}_{66\% \Rightarrow 34\%} + \underbrace{C_{\text{car-r}}}_{34\% \Leftarrow 32\%}$$

- Riverine  $\text{HCO}_3^-$  data analysis
  - total amount:  $31,6 - 37,7 \times 10^{12} \text{ mol HCO}_3^-$  per year
  - 66% stem from the atmosphere

- Hence:

$$C_{\text{sil-a}} = 0.32 \times C_{\text{riv}}$$

and thus

$$C_{\text{hyd}} + C_{\text{vol}} = 0.16 \times C_{\text{riv}}$$

## Solution and Interpretation

### Result

Since

$$C_{\text{riv}} = (31.6 - 37.7) \times 10^{12} \text{ mol C/yr},$$

we find that

$$C_{\text{hyd}} + C_{\text{vol}} = (5.1 - 6.0) \times 10^{12} \text{ mol C/yr}$$

## Interpretation

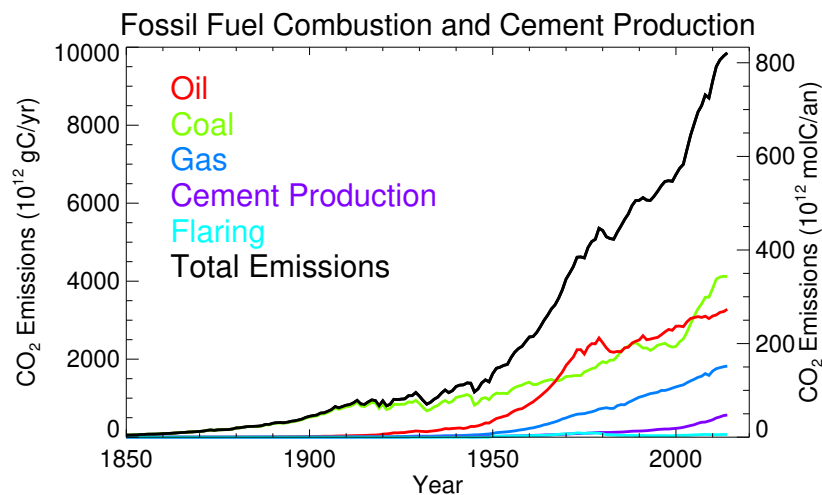
- Comparison with anthropogenic CO<sub>2</sub> emissions
- Secondary result: sedimentary flux  $C_{sed}$

$$\begin{aligned}
 C_{sed} &= C_{hyd} + C_{vol} + C_{car-r} \quad (\text{equation (1)}) \\
 &= \frac{1}{2} C_{sil-a} + C_{car-r} \\
 &= \frac{1}{2} C_{sil-a} + \frac{1}{2} C_{car-a} + \frac{1}{2} C_{car-r} \\
 &= \frac{1}{2} C_{riv}
 \end{aligned}$$

- Hence:

$$C_{sed} = (15.8 - 18.9) \times 10^{12} \text{ mol C/an}$$

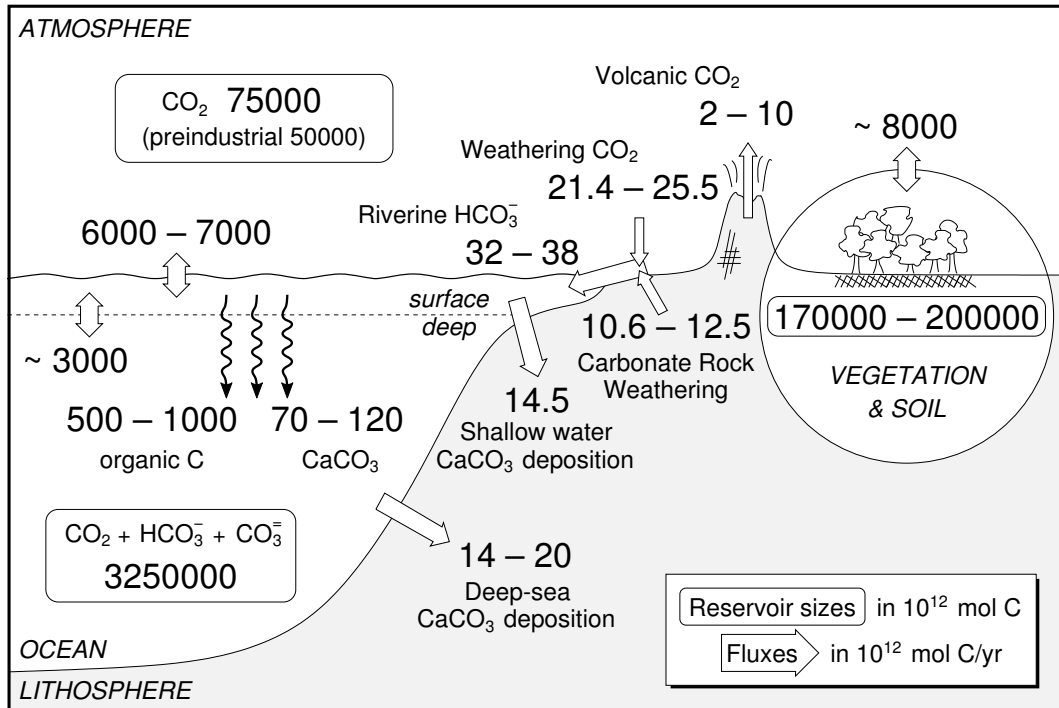
# Solution and Interpretation



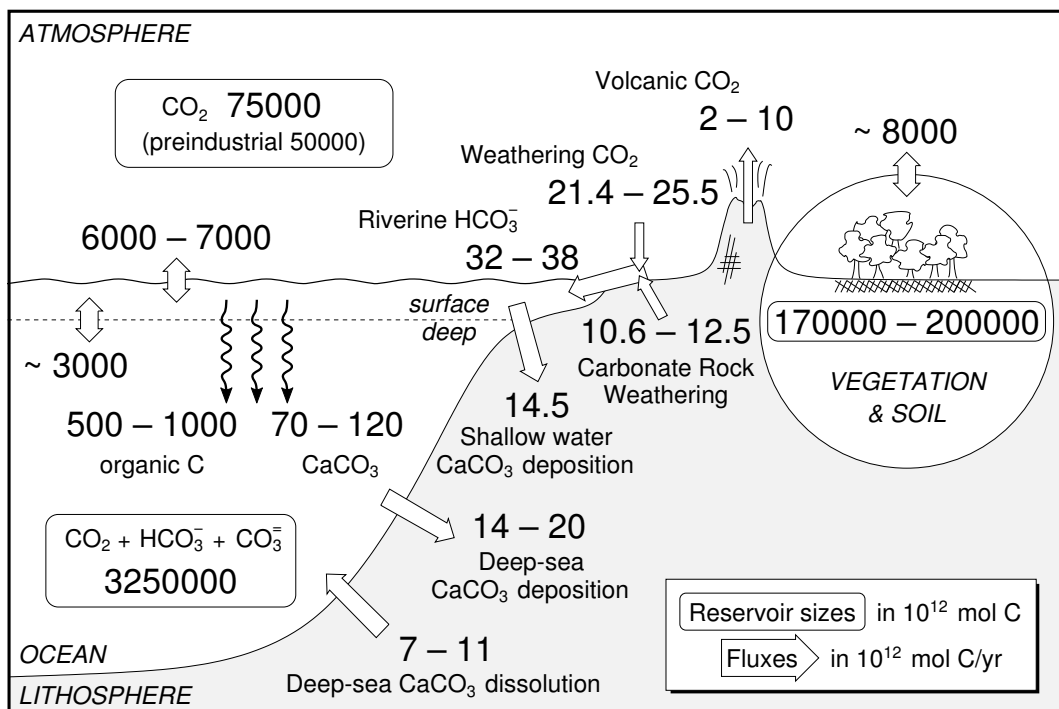
	Coal	Oil	Gas	Cement	Flaring	Total
1850	4.5	0.0	0.0	0.0	0.0	4.5
1900	42.9	1.3	0.3	0.0	0.0	44.5
1950	89.9	35.3	8.1	1.5	1.9	135.8
2000	197.5	234.8	107.3	18.8	4.0	562.5
2014	343.1	273.3	151.9	47.3	5.7	821.3

Units: Tmol C/yr (original data in Tg C/yr). Data sources: Boden et al. (2011).

# Carbon Cycle: Present-day and Pre-industrial



# Carbon Cycle: Present-day and Pre-industrial



# Connecting the Carbon and Alkalinity Budgets

$$\begin{aligned}\frac{d\mathbf{C}}{dt} &= C_{\text{hyd}} + C_{\text{vol}} + C_{\text{car-r}} - C_{\text{sed}} \\ \frac{d\mathbf{A}}{dt} &= C_{\text{sil-a}} + 2 C_{\text{car-r}} - 2 C_{\text{sed}}\end{aligned}$$

$$\frac{d\mathbf{A}}{dt} - 2 \times \frac{d\mathbf{C}}{dt} = C_{\text{sil-a}} - 2 \times (C_{\text{hyd}} + C_{\text{vol}})$$

## Basic Constraints of the System: Time Scales $> 1$ Myr

- $\tau_{\text{carbon}} \simeq 100$  kyr
- $\tau_{\text{alkalinity}} \simeq 50$  kyr
- Long time-scales (typically  $> 1$  Myr):

Global budgets of **C** and of **A** balanced

$$\begin{cases} \overline{\frac{d\mathbf{A}}{dt}} = 0 \\ \overline{\frac{d\mathbf{C}}{dt}} = 0 \end{cases} \implies \overline{C_{\text{sil-a}}} = 2 \times (\overline{C_{\text{vol}}} + \overline{C_{\text{hyd}}})$$

## On time scales of 10 – 100 kyr

- constraint fulfilled on average only  $\Rightarrow$  fluctuations possible
- classically, it has been assumed that hydrothermal and volcanic activity exhibit only small variability on these time scales

$$C_{\text{hyd}} + C_{\text{vol}} \cong \overline{C_{\text{hyd}} + C_{\text{vol}}} = \frac{1}{2} \overline{C_{\text{sil-a}}}$$

- Hence

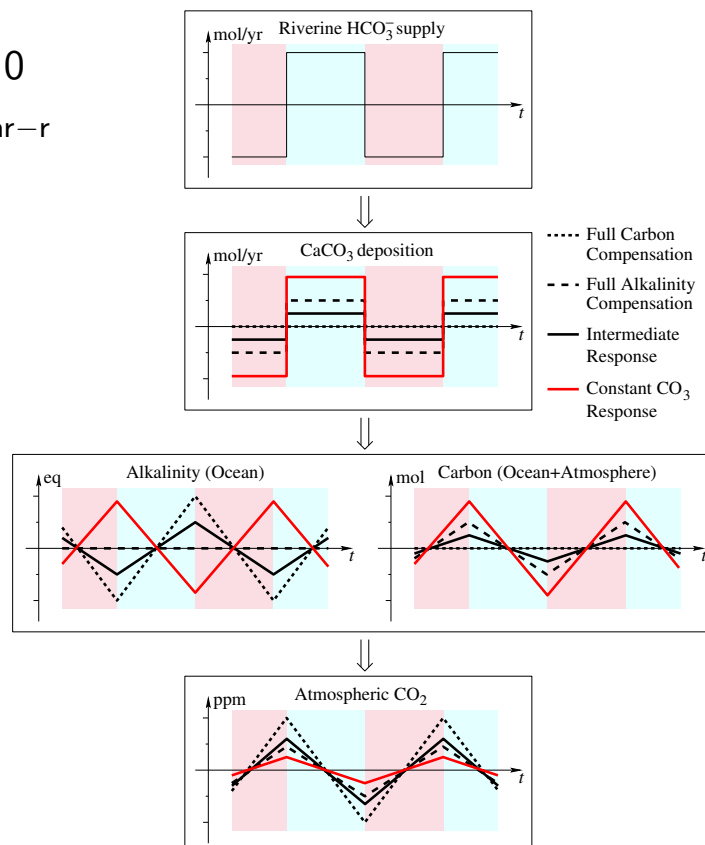
$$\frac{dA}{dt} - 2 \times \frac{dC}{dt} = (C_{\text{sil-a}} - \overline{C_{\text{sil-a}}})$$

$$\frac{dA}{dt} - 2 \times \frac{dC}{dt} = \Delta C_{\text{sil-a}}$$

## Sensitivity Analysis: Variable Silicate Weathering

$$\Delta C_{\text{hyd+vol}} \equiv 0$$

$$\text{Constant } C_{\text{car-r}}$$

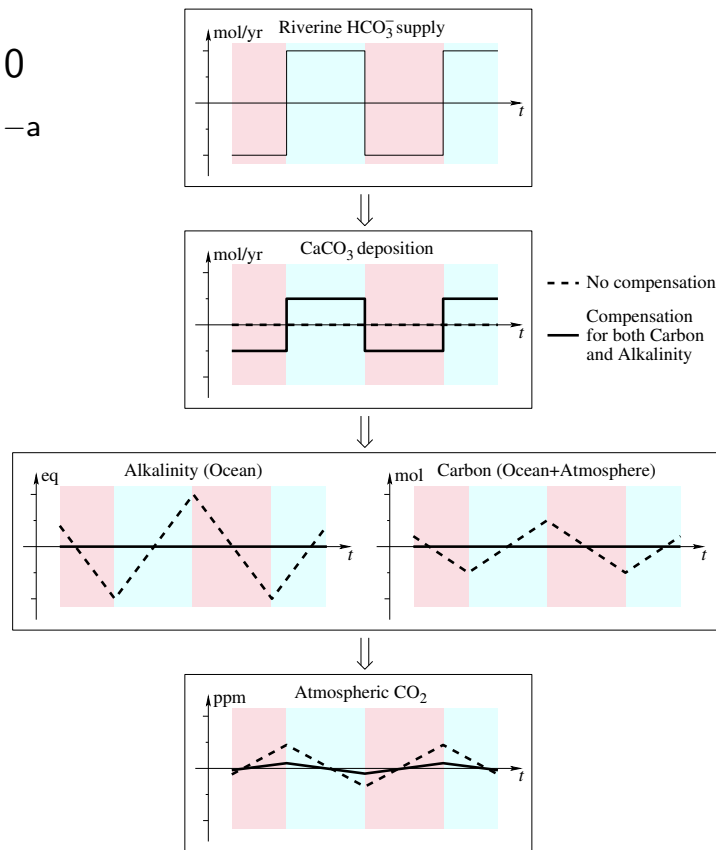




# Sensitivity Analysis: Variable Carbonate Weathering

$$\Delta C_{\text{hyd+vol}} \equiv 0$$

Constant  $C_{\text{sil-a}}$



Guy Munhoven

Continent-Ocean Interaction: Role of Weathering

# Sensitivity Analysis: How Does it Work in a Model?

**MBM** – *Multi-Box Model* of ocean-atmosphere carbon cycle

- ten oceanic and one atmospheric reservoirs
- realistic hypsometry
- fully coupled to ... 304 copies of

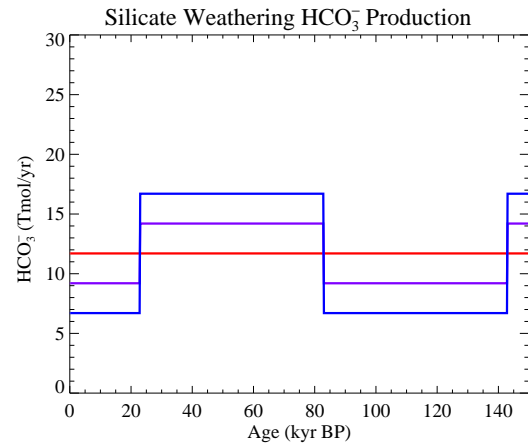
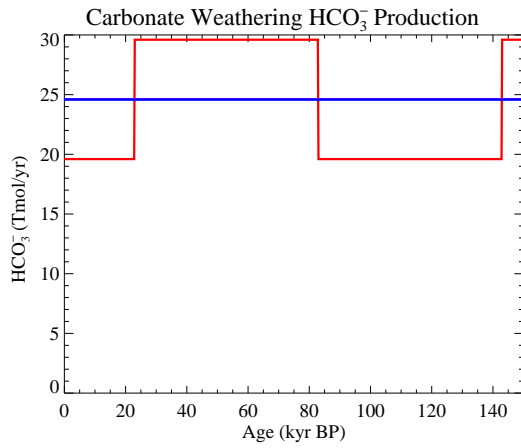
**MEDUSA** *Model of Early Diagenesis in the Upper Sediment (A)*

- bioturbated mixed-layer with 21 grid-points on top of a stack of thin layers (sediment core)
- solves time-dependent transport-reaction equations
- solids: calcite, aragonite, POM, clay
- solutes:  $\text{CO}_2$ ,  $\text{HCO}_3^-$ ,  $\text{CO}_3^{2-}$ ,  $\text{O}_2$
- fully bi-directional exchange between the two zones

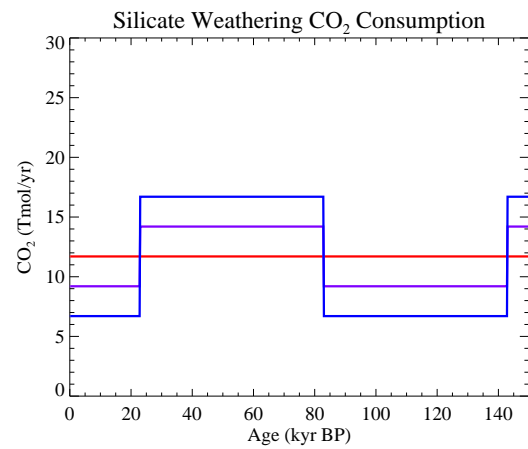
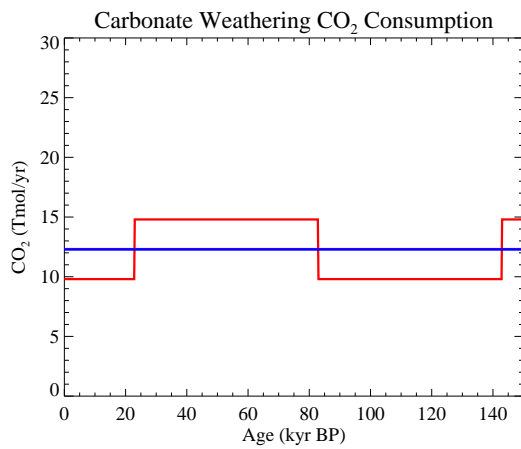
Guy Munhoven

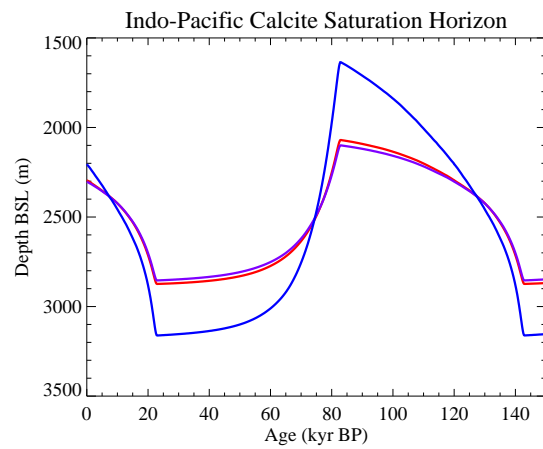
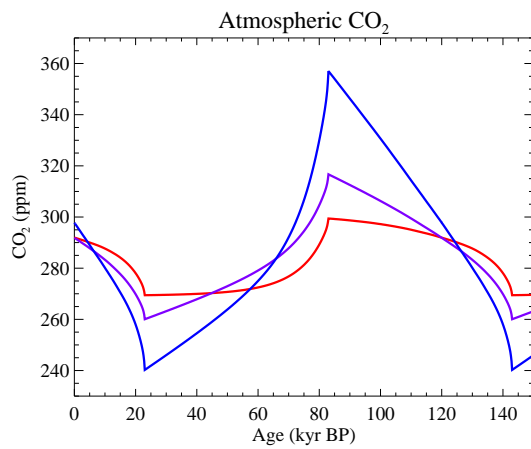
Continent-Ocean Interaction: Role of Weathering

# Bicarbonate Production Rate Scenarios



# $\text{CO}_2$ Consumption Rate Scenarios





## Summary

- Geochemical Carbon Cycle: complex system
  - ⇒ quantitative study requires models
- Four stages for development of a model
  - 1 Identification of the problem
  - 2 Formulation of the model
  - 3 Resolution of the model
  - 4 Interpretation of the results
- Illustration on an actual example

- T. A. Boden, G. Marland, and R. J. Andres. Global, regional, and national fossil-fuel CO<sub>2</sub> emissions (1751–2014) (v. 2017). Data base, Carbon Dioxide Information Analysis Center (CDIAC), Oak Ridge, TN, 2011. URL [https://doi.org/10.3334/CDIAC/00001\\_V2017](https://doi.org/10.3334/CDIAC/00001_V2017).
- B. P. Boudreau. *Diagenetic Models and Their Implementation*. Springer-Verlag, Berlin (DE), 1997. ISBN 3-540-61125-8.